

Features

- Vertical handle complements the contemporary style.
- CleanCoat®+ glass coating creates a hydrophobic barrier that repels water, soap scum, and residue, saving time and protecting shower doors 10 times longer than original CleanCoat. (Based on 2021 internal wear/abrasion testing using a microfiber cloth.)

Material

- Frameless, 5/16" (8mm) thick Crystal Clear tempered glass.

Technology

- Self-closing mechanism offers superior performance and security against water leakage.
- Ultra-low threshold creates easy entry and exit to the showering space.
- Maximum width adjustability.

Installation

- Out-of-plumb adjustability simplifies installation.
- Door can be installed to open to the left or right to suit your bathroom layout.
- Pivot shower door.
- Not for use in hospitality.
- For residential use only.

Recommended Products/Accessories

K-23723 Faucet cleaner

Included Components

Additional Components:
Hardware kit



Codes/Standards




ANSI Z97.1
CPSC 16CFR 1201

KOHLER® One-Year Limited Warranty

See website for detailed warranty information.

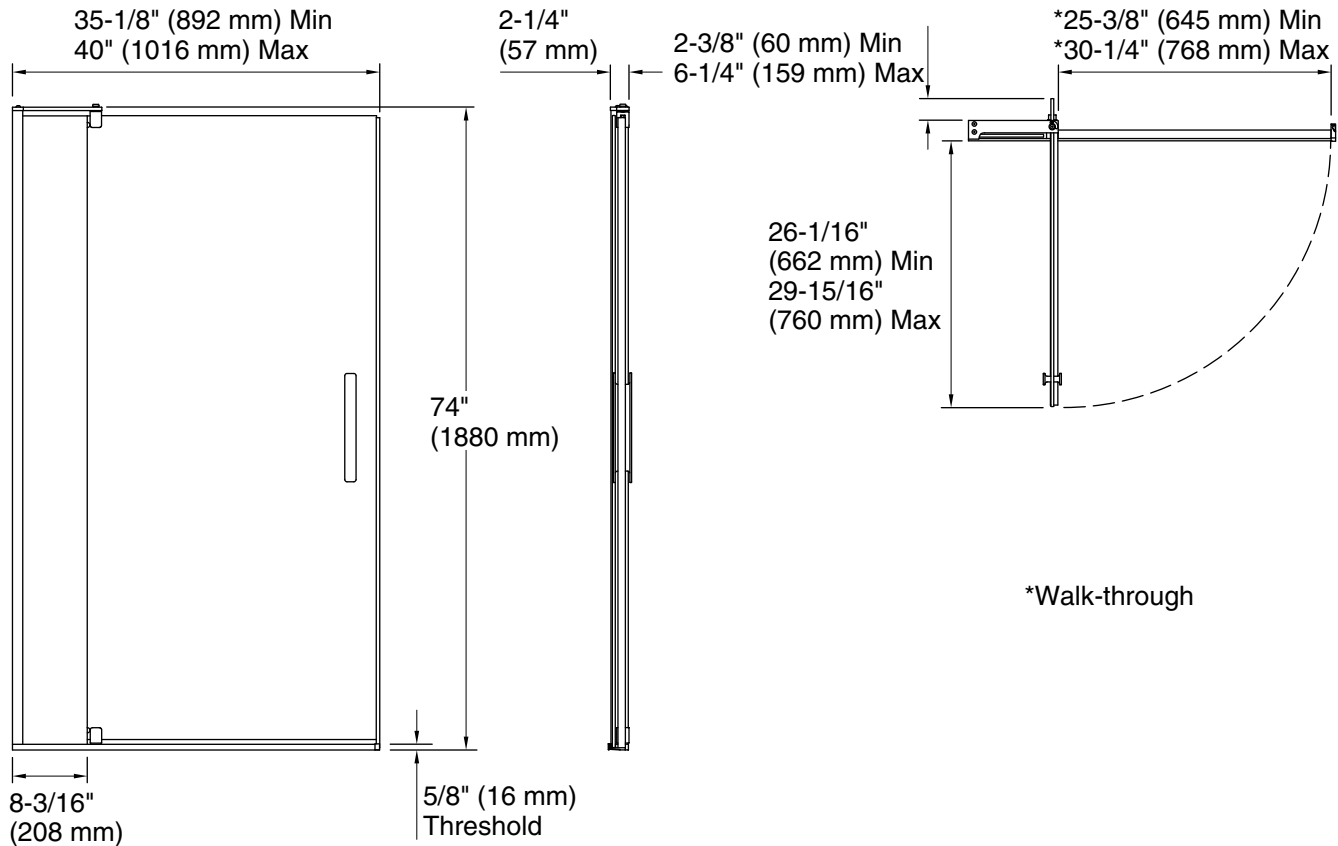
Available Colors/Finishes

Color tiles intended for reference only.

| Color | Code | Description |
|---|------|-------------------------|
|  | SHP | Bright Polished Silver |
|  | ABZ | Anodized Dark Bronze |
|  | BNK | Anodized Brushed Nickel |

Available Glass Options

| Code | Description |
|------|---------------|
| L | Crystal Clear |



Technical Information

All product dimensions are nominal.

| | |
|----------------------------|------------------------------|
| Installation type: | For shower base installation |
| Opening style: | Pivot |
| Opening Width - Min: | 35-1/8" (892 mm) |
| Opening Width - Max: | 40" (1016 mm) |
| Walk-through - Min: | 25-3/8" (645 mm) |
| Walk-through - Max: | 30-1/4" (768 mm) |
| Base-To-Wall Radius - Max: | 3/8" (10 mm) |
| Glass thickness: | 5/16" (8 mm) |
| Glass coating: | CleanCoat® |

Notes

Install this product according to the installation guide.

Strike jamb is made of clear plastic and may not cover existing shower door holes.

NOTICE: The vertical opening should be a minimum of 78" (2032 mm) to allow clearance for installation.